

A misty forest of evergreen trees, likely spruce or fir, with a diagonal black overlay on the right side. The text is centered over the image.

AUTHENTICS

by Coretec®

EN

AUTHENTICS *by Coretec*

NATURAL STYLE, PREMIUM PERFORMANCE

Home is where you can be your truest self. Where you walk around barefoot after a long day. The place you watch your kids grow up in, spilling ice cream along the way. Where your dog follows you around, leaving trails of fun-filled outdoor walks.

**Your home expresses who you are. It's authentic. To the core.
Just like our Authentics Collection.**

Mirroring genuine wood and stone, these new designs are as real as it gets. Unparalleled 3-dimensional structure. Exceptionally natural appearance. Undeniable durability. Designed for real homes and real people.

Can you feel it?

AUTHENTICS

by Coretec

Naturally,
we thought about
(almost)
every benefit.

100% WATERPROOF



EXTREMELY STABLE



PET PROOF



REDUCES NOISE



EASY TO INSTALL



INSTALLATION ON ANY SURFACE



NO ACCLIMATISATION
NECESSARY



IDEAL FOR UNDERFLOOR
HEATING & COOLING



ELECTROSTATIC PERFORMANCE



WEAR RESISTANCE



0.55 mm

8 mm

26

6

CORK

WEAR
LAYER

TOTAL
THICKNESS

WOOD
DESIGNS

STONE
DESIGNS

BACKING



4 IN
HERRINGBONE

AUTHENTICS *by Coretec*

COLLECTION OVERVIEW



AS AUTHENTIC AS NATURE CAN BE

AUTHENTICS
by Coretec

SERIES
1830 x 180 mm



EMERALD
50 LVRE 110
1830 x 180 mm



ONTARIO
50 LVRE 111
1830 x 180 mm



ERIE
50 LVRE 112
1830 x 180 mm



MORAINE
50 LVRE 113
1830 x 180 mm






WINNIPEG

50 LVRE 114
1830 x 180 mm




CHAMPLAIN

50 LVRE 115
1830 x 180 mm



AUTHENTICS
by Coretec

SERIES
1500 x 180 mm






KLUONE
50 LVRE 120
1500 x 180 mm



TORONTO
50 LVR 127
1500 x 180 mm



NUELTIN
50 LVRE 122
1500 x 180 mm



LOUISE
50 LVR 124
1500 x 180 mm





WILLISTON
50 LVRE 121
1500 x 180 mm



HURON
50 LVR 125
1500 x 180 mm



MANITOBA
50 LVRE 123
1500 x 180 mm



OTTOWA
50 LVR 126
1500 x 180 mm

AUTHENTICS

by Coretec



SERIES
1220 x 180 mm



VANCOUVER
50 LVRE 130
1220 x 180 mm



MONTREAL
50 LVR 131
1220 x 180 mm

CALGARY

50 LVR 132
1220 x 180 mm



EDMONTON

50 LVR 133
1220 x 180 mm



QUÉBEC

50 LVR 134
1220 x 180 mm



HAMILTON

50 LVR 135
1220 x 180 mm




KINGSTON

50 LVR 136
1220 x 180 mm



VICTORIA

50 LVRE 137
1220 x 180 mm



**FREEDOM OF CHOICE
STANDARD OR HERRINGBONE**

AUTHENTICS
by Coretec



DUO SERIES
660 x 110 mm
1220 x 180 mm



HALIFAX
50 LVREH 138
660 x 110 mm




REGINA
50 LVREH 139
660 x 110 mm



HALIFAX
50 LVRE 138
1220 x 180 mm



REGINA
50 LVRE 139
1220 x 180 mm



NIMBUS
50 LVREH 140
660 x 110 mm




ALTO
50 LVREH 141
660 x 110 mm



NIMBUS
50 LVRE 140
1220 x 180 mm



ALTO
50 LVRE 141
1220 x 180 mm



TOUCH IT, FEEL IT,
FROM TOP TO STONE

AUTHENTICS
by Coretec

SERIES
910 x 470 mm




CUMULUS

50 LVTE 153
910 x 470 mm



CLOUD


50 LVTE 151
910 x 470 mm



CIRRUS
50 LVTE 152
910 x 470 mm



CLEMENT
50 LVTE 154
910 x 470 mm



CYCLONE
50 LVTE 150
910 x 470 mm

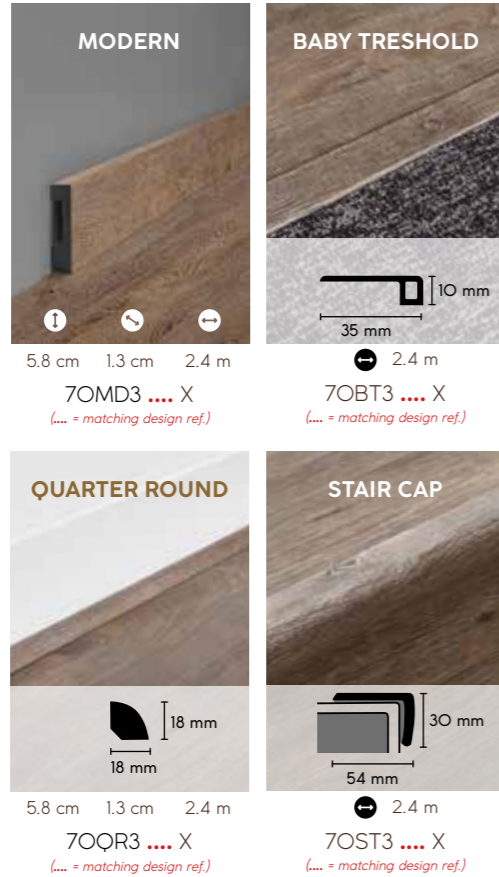


CHURCHILL
50 LVTE 155
910 x 470 mm

ACCESSORIES

Matching design accessories

Our design accessories match the design of your floor & are also 100% waterproof & shock resistant.



MAINTENANCE

The Clean, quick & green kit:

- Daily cleaner
- Deep cleaner
- Stain remover



AUTHENTICS

by Coretec

TECHNICAL SPECIFICATIONS

	Has bevels on the long & short sides of the plank. ON SELECTED QUALITIES		The embossing follows the structure of the wood for a real-life touch. ON ALL WOOD QUALITIES		
	1830 x 180 mm	1500 x 180 mm	1220 x 180 mm	660 x 110 mm	910 x 470 mm
	2,65 m² - 8 planks 23 kg/box ²	2,75 m² - 10 planks 23 kg/box	2,65 m² - 12 planks 23 kg/box	2,32 m² - 32 planks 20 kg/box	2,59 m² - 6 tiles 21,80 kg/box
	8,00 mm (EN ISO 24346)	8,00 mm (EN ISO 24346)	8,00 mm (EN ISO 24346)	8,00 mm (EN ISO 24346)	8,00 mm (EN ISO 24346)
	0.55 mm (EN ISO 24340)	0.55 mm (EN ISO 24340)	0.55 mm (EN ISO 24340)	0.55 mm (EN ISO 24340)	0.55 mm (EN ISO 24340)

Level of use

Classe 23 / 33 (EN ISO 10874)

Geometrical characteristics

Conform (ISO 24337)

Wear resistance

Pass 5 000 cycles (EN 13329 Annex E)

Castor chair resistance

Pass 25 000 cycles (ISO 4918)

Effect of furniture leg

No visible change (EN 16581)

Residual indentation

≤ 0.10 mm (EN ISO 24343-1)

Resistance to staining

5 (no visible change) (EN 438-2)

Locking strength

LS ≥ 2.0 / SS ≥ 3.5 (EN 24334)

Dimensional stability

Pass ≤ 0.25% (EN ISO 23999)

Colour fastness to light

> Grade 6 (ISO 105-B02)

Impact Sound Reduction

ΔL_w = 20 dB (ISO 10140-3 / EN 717-2)
ΔL_{LIN} = 10 dB (ISO 10140-3 / EN 717-1)

Formaldehyde emission class

E1 (EN 717-1)

Fire classification

B_{fl} - S1 (EN 13501)

Slip resistance

DS - RIO (EN 13893 / DIN 51130)

Underfloor heating

Suitable

Electrostatic performance

≤ 2 kV (EN 1815)

Thermal resistance

0.066 m²-K/W

INSTALLATION

Easy to install

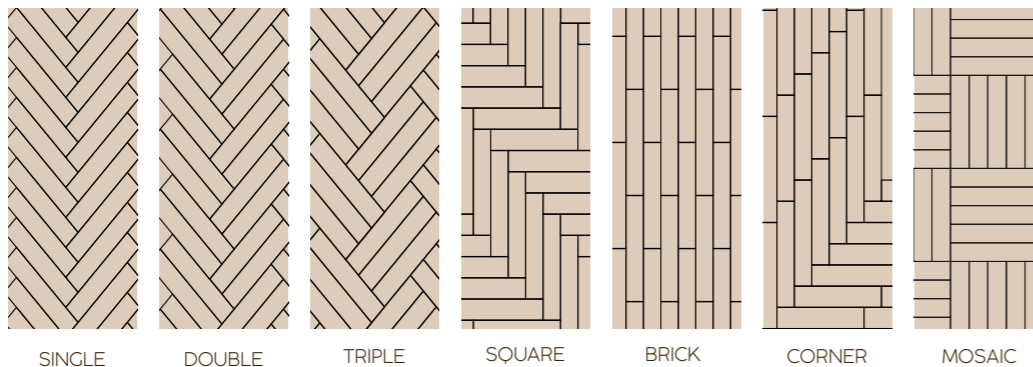
COREtec® floors have the easiest install in the market.

Follow the steps or watch our installation video via the following QR code:




Herringbone variations & installation

Mix & match your own style. Discover how to install herringbone on www.coretecfloors.com/resource-center



Warranty (years): The warranty covers manufacturing defects and premature wear in the event of normal use. Garantía (años): La garantía cubre los defectos de fabricación y el desgaste prematuro en caso de uso normal.

AUTHENTICS *by Coretec*



Souverainestraat 27 - 9770 Kruisem (Belgium)
info@usfloors.be · www.coretecfloors.com